



Potency Results

Sample Name: *Lemon Cherry Gelato (Indica)*

Client: Lil MF's

Client Batch ID: 1.5g Diamond Infused Pre Roll

Pinnacle-Analytics.com

3549 Lear Way, Suite 101

Medford OR 97504

P:(541)300-8217

Sample ID: rC-H-302-F1152

Matrix: Flower

Prep Analyst: Jeff A.

Analysis Method: 0717363 H4 3-4-2025 #1.lcm

Sampling Method: N/A

Reference Method: JCB 2009: HPLC/DAD

Analysis Batch: 5-22-2025 H4 276, 302, 332, 355, 570 Flower

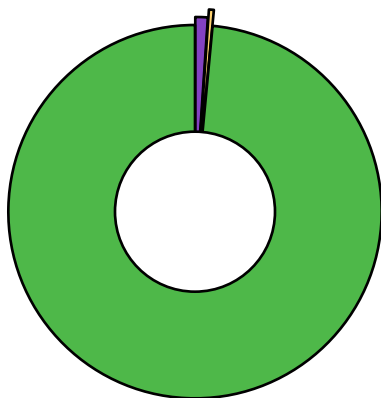
Date Sampled: 5/21/2025




Date Reported: 5/23/2025

Client License: N/A

For R&D Purposes Only

Total THC (THCA*0.877+d9-THC) **33.7%**
Total CBD (CBDA*0.877+CBD) **0%**
Moisture Content **7.4%**



 CBGA
 d9-THC
 THCA


Cannabinoid	% Weight	mg/g
CBDV	<LOQ	<LOQ
CBDA	<LOQ	<LOQ
CBGA	0.418	4.18
CBG	<LOQ	<LOQ
CBD	<LOQ	<LOQ
THCV	<LOQ	<LOQ
CBN	<LOQ	<LOQ
d9-THC	0.165	1.65
d8-THC	<LOQ	<LOQ
CBC	<LOQ	<LOQ
THCA	38.2	382.0
Total Cannabinoids	38.78	388.0

*ORELAP Accredited Analyte

Limit Of Quantitation: 0.1%, analyte not measured



These test results may not be altered or reproduced except in full without the permission of Pinnacle Analytics. These results were generated following the Oregon Administrative Rules and in accordance with the NELAP Institute under ORELAP License #4152
 Report generated by Flex_Potency_Rev1_2-9-2025



Kris Ford, PhD
 Lab Director



Quality Control Results

Analyst: Jeff A.

Analysis Batch: 5-22-2025 H4 276, 302, 332, 355, 570 Flower

Pinnacle-Analytics.com
3549 Lear Way, Suite 101
Medford OR 97504
P:(541)300-8217

	Duplicate RPD		LCS % Recovery		Method Blank	
	H-0-F1155-b	Limit	C-FL-052225	Limits	C-FB-052225	Limit
CBDA	1.07%	30%	102.0%	90-110%	<LOQ/2	LOQ/2
CBD	0.555%	30%	108.0%	90-110%	<LOQ/2	LOQ/2
d9-THC	0.157%	10%	105.0%	90-110%	<LOQ/2	LOQ/2
d8-THC	1.52%	30%	102.0%	90-110%	<LOQ/2	LOQ/2
THCA	0.411%	10%	99.2%	90-110%	<LOQ/2	LOQ/2

RPD: Relative Percent Difference between unknown sample and its duplicate

LCS: Laboratory Control Sample with known concentration

Case Comments: There were no divergences from ordinary Quality Control procedures or SOPs.



These test results may not be altered or reproduced except in full without the permission of Pinnacle Analytics. These results were generated following the Oregon Administrative Rules and in accordance with the NELAP Institute under ORELAP License #4152
Report generated by Flex_Potency_Rev1_2-9-2025


Kris Ford, PhD
Lab Director